

# INTRODUCING CAMBRIDGE'S FIRST MRI FACILITIES


In November 2024, River Radiology will become the first radiology clinic in Cambridge to offer MRI services.

River Radiology's state-of-the-art GE 3.0 Tesla scanner performs high-resolution scans in minutes whilst you relax on a comfortably padded table. There is no need for oral sedation as our scan room has been specifically designed to put patients at ease.


- State-of-the-art MRI technology in a calming and relaxing environment.
- Over 30 years' experience with MRI technology, bringing you the highest quality imaging available
- Urgent reports can be made available immediately
- Bringing MRI technology to the local Cambridge community - no need to travel into Hamilton for appointments



## FOUR CONVENIENT LOCATIONS



**HOOD STREET CLINIC**  
30 Hood Street, Hamilton 3204



**VICTORIA CLINIC**  
173 Anglesea Street, Hamilton CBD



**CAMBRIDGE CLINIC**  
1913 Cambridge Rd, Cambridge



**TE RAPA CLINIC**  
18 Karewa Place, Te Rapa

### CLIENT TESTIMONIAL

“We popped in today for our 17 month old to get a hand x-ray. **EVERYONE** from the receptionist to the radiologist **was amazing!!** Thank you so much for making it such a **simple & enjoyable** experience! The **patience, kindness & understanding** you showed me & my whanau will always be remembered.”

- NIKITA

Phone (07) 839 1800  
Fax (07) 839 1810

care@riverradiology.co.nz  
riverradiology.co.nz



## MRI FACILITIES COMING NOVEMBER 2024

1913 Cambridge Road  
riverradiology.co.nz



# OUR TEAM OF EXPERTS



## Dr Peter Gendall

*Subspecialist musculoskeletal radiologist.  
MB ChB University of Otago.*

Peter has a wealth of experience in Magnetic Resonance Imaging (MRI). This began during a Fellowship in Musculoskeletal Radiology at the University of Iowa Hospitals and Clinics in 1991, where he had the luxury of playing with two superconducting magnets. Returning to New Zealand in a position as Director of Radiology at Auckland’s Middlemore Hospital, Peter knew it was time for innovation within the Public Health Sector. He commenced his pursuit of delivering Magnetic Resonance Imaging to New Zealand patients. Three attempts at introducing a magnet to Middlemore were turned down by the Board, but plan B triumphed!

The Middlemore Radiologists banded together and, with the help of two Hospital Trusts, purchased New Zealand’s first 1.5 Tesla MRI. Peter successfully managed the operation at Manukau Radiology Institute during the late 1990s.



Since this time, Peter has purchased more than ten superconducting magnets for various radiology practices and continued to keep in the forefront of MR imaging, reliably producing exceptional images.

Peter enjoys working with elite sportsmen and women from all sports and has close associations with Anglesea Sports Medicine, High Performance Sports, and several Team doctors. These referrers have enabled a long-term relationship with the NZ Rowing Team and with top Waikato Rugby teams.

Peter formed River Radiology in 2012 primarily to start a patient-focused and problem-oriented radiology service. River Radiology has since flourished, becoming a trusted provider while staying true to its patient-oriented beginnings; thanks to an exceptionally talented team with a strong culture that values the needs of their patients.

Peter still believes excellent radiological diagnosis begins with excellent and careful imaging. River Radiology endeavours to lead the way with state-of-the-art equipment, expertly used, to produce the highest quality imaging.

*“I am proud to bring you this exceptional service and look forward to working with you in the near future.”*




## Dr Nirushini Sathiyakumar

*Radiologist qualified MBBS, MD(Rad.) Col, FRCR, MMED in Radiology  
(National University of Singapore)*

Nirushini has an extensive Radiology experience from working in both Sri Lanka and New Zealand. Initial Postgraduate training at National Hospital Sri Lanka and continued her postgraduate training at Waikato including a year of fellowship training in musculoskeletal Radiology with Dr Peter Gendall.

She is a fellow of Royal College of Radiology (FRCR) and also holds post-graduate degree in radiology from both Postgraduate institute, University of Colombo Sri Lanka and National University of Singapore.

Nirushini is a hard worker, her time with Dr Peter Gendall has motivated her to stay in New Zealand to fulfil the need for Radiologists in New Zealand.



## Dr Pierre Struwig

*MBChB (Pret), FC Rad Diag (SA), FRANZCR, ESNR Dip Diag & Interv  
Neuroradiology*

Pierre completed his undergraduate training in medicine at the University of Pretoria in South Africa, after which he spent 10 years in solo private GP practice. After a stint in Neurosurgery, Pierre went on to obtain a Radiologist subspecialist qualification from the South African College of Radiology.

After spending some time in Radiologist private practice in South Africa, he decided to relocate to New Zealand where he worked in private practice with Dr Peter Gendall for a few years, making use of the opportunity to train further in Musculoskeletal Radiology under Peter’s guidance.

A subsequent opportunity in Neuroradiology at the Wellington Hospital resulted in his relocation and involvement in all facets of Diagnostic and Interventional Neuroradiology. Pierre still works closely with the Neurosurgery and Orthopaedic Surgery Departments of Wellington Hospital, performing advanced Neuro-diagnostic Imaging and spinal interventional procedures.



## Dr Kirsten Kind

*Subspecialist Paediatric Radiologist  
MBChB (Edin), FRCR*

Kirsten is a UK trained paediatric radiologist who currently works part time with River Radiology, while working the rest of her week as a paediatric radiologist at Waikato hospital where she maintains close relationships with the paediatric medical and surgical teams. This regular clinical experience makes sure that she is up to date with the latest imaging techniques and keeps her clinical skills sharp.

Kirsten completed her medical training in Edinburgh, Scotland, before going on to train in radiology and specialise in paediatric imaging. Before coming to New Zealand, she spent several years as a paediatric trauma and musculoskeletal specialist at the Royal Manchester Children’s Hospital, the largest children’s hospital in Europe, before leaving the UK for sunnier climates.

After gaining MSK and trauma experience at such a large children’s hospital, Kirsten can offer high level diagnostics for our aspiring young athletes, while still enjoying imaging the everyday needs of our great kiwi kids.

ALL  
RADIOLOGY  
REFERRALS  
FORMS  
ACCEPTED

# WHY CHOOSE US AS YOUR **PREFERRED** RADIOLOGY CLINIC?

- Short wait times – urgent appointments available
- State of the art equipment delivering the best possible high res images
- Urgent reports immediately
- FREE ACC X-Rays
- 4 convenient locations – Hamilton CBD, Te Rapa, Cambridge
- X-Ray, Ultrasound, MRI, CT and Cone Beam CT available
- Experienced team of radiologists
- Musculoskeletal and sports medicine specialists, Paediatric Musculoskeletal and Neuro Radiology specialists.

